

Load Manager


ISO 9001
Certified

Eight-Output Load Managing Device

The Load Manager is an eight-output load managing device. It requires a user-supplied switch panel or other control means to enable the Load Manager Outputs. Switch Panel outputs can be ground or +12v, all low current. The status of these outputs are monitored, as well as other conditions such as ignition status and battery voltage, so that the module can intelligently manage the outputs in order to prevent excessive battery discharge, output current overload and to control timer controlled shut downs.

Threshold Voltage Adjust: Placing the dial of SW1 at "8" sets the maximum nominal voltage at 12.3 Volts. Decreasing the number SW1 is set to decreases the voltage at 0.1 steps and vice versa.

Timer Control Switches: The timer control switches allow the user to enable/disable timed outputs by setting Timer Enable SW2's switches 1 thru 4 to control outputs 4, 5, 6 and 8 respectively.



Part #: LD MGR07

Over Current: The load manager will shut off an output if it detects it is drawing more than it's rated current. When this happens, the output LED will flash quickly (twice as quickly as the red status light) indicating the over current condition. **The output will remain off until the switch is turned off and turned back on again.**

FEATURES:

- ❖ Operating voltage: 9-16V DC
- ❖ Outputs 1-7 Currents Rating: 15A per output max
- ❖ Outputs 8 Current Rating: 30A max
- ❖ Operating Temp: -40 to +85 C
- ❖ Electrical Connections: .250" Blade Terminals x 7 outputs and 1 ground
#10 Stud x 1 for output #8 30A connection
.25" Stud x 1 for +12 Volt input
4-pin Headers x 6 for input switches and controls

**Made in the
USA**

Transportation Safety Technologies
2400 Roosevelt Ave.
Indianapolis IN 46218

800-428-4449 Toll Free in USA
317-263-9160 Main
317-263-0977 FAX
www.tst-corp.com

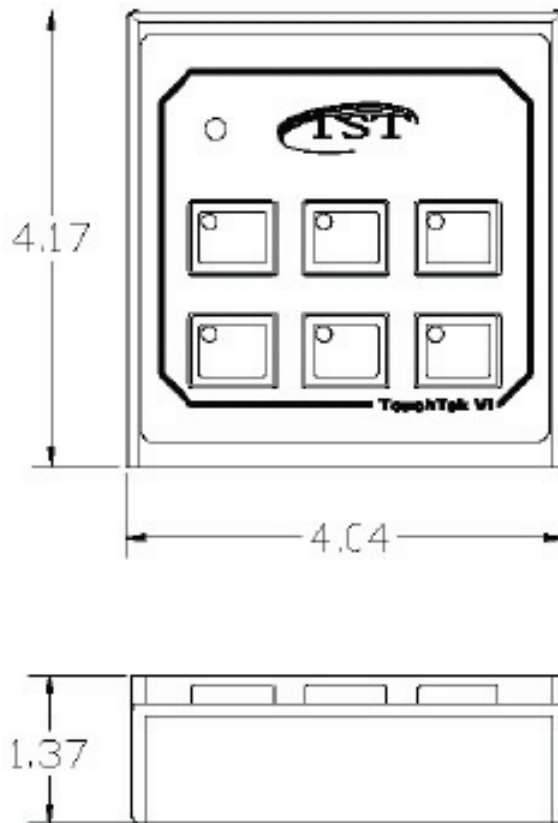


DEPENDABILITY

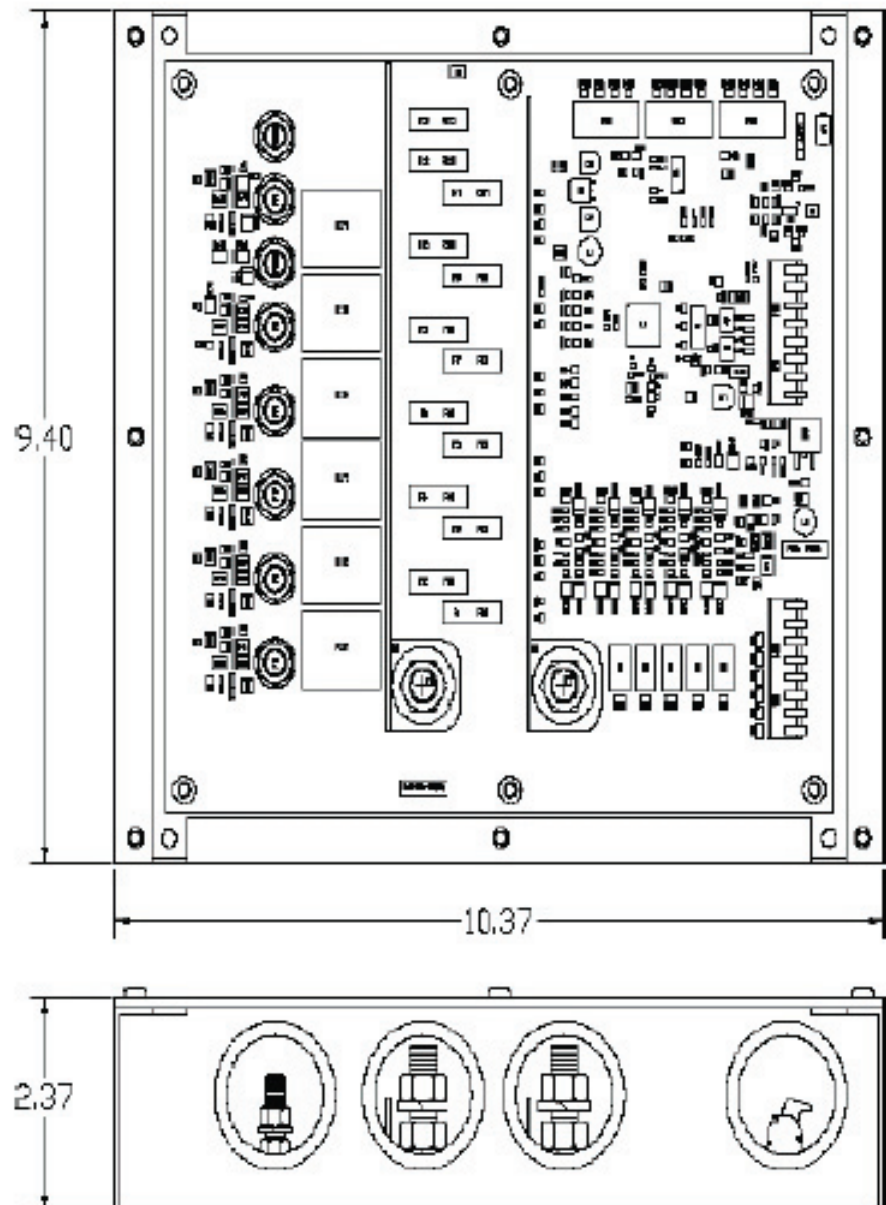
TouchTek™ 6

Flexible 6 Position Control Package

Front Panel



PDC Box



Specifications

Operating Voltage: 9-16 VDC

Operative Temperature: -40°C to 70°C

Ignition Off Current: < 7 mA normal, 100mA with Gunlock Timer enabled

Maximum Current: 120A, 120A continuous current

Circuit Protection: Replaceable Fuses

Interface Cable: 18WGA, (multiple lengths available upon request)